



Release Notes

Product Name: TeamTexter® 2.0 Web Application

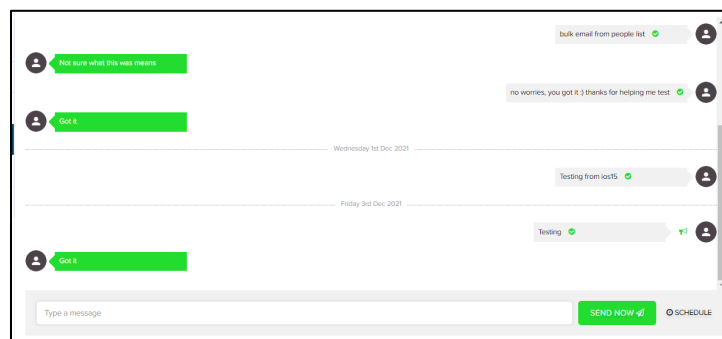
Release Number: v2.0 SP2

Date of Release: April 7, 2022

Overview: This service pack includes minor user interface updates and new features to the web application.

1. Bug – Conversation Anchor at Bottom

- **Issue Summary:** When viewing a message conversation, the page would jump to the top of the conversation (oldest).
- **Resolution:** The message conversation anchor now jumps to the bottom of the conversation (newest) upon load.
- **Impacts:** None.



2. Bug – Advance to Group Listing After Creating New Group

- **Issue Summary:** When creating a new group, upon save, the page stayed on the new group page.
- **Resolution:** When creating a new group, upon save, the page advances to the group listing page.
- **Impacts:** None.

FILTER: <input type="text" value="Search group"/>		★ Testing group		ADD GROUP ACTIONS	
OPT IN / OUT GROUP Opt In / Out Group		NAME	MOBILE #	MESSAGES	☆
TEST TEST		Heidi Hurt	6032838161	30	☆
TESTING GROUP TESTING GROUP		Showing 1 to 1 of 1 entries		Previous 1 Next	

3. Bug – Welcome Email Format

- **Issue Summary:** The welcome email sent to a new user wasn't rendering in HTML format in Outlook.
- **Resolution:** The welcome email format has been adjusted to render properly in HTML format.
- **Impacts:** None.

4. Bug – Administration Permissions Error

- **Issue Summary:** Upon assigning a user the Administration permission role, the user was unable to access the Administration features.



- **Resolution:** Users assigned the Administration permission role are now able to access all features of the Administration features.
- **Impacts:** Users who have the Administration permission role assigned will be able to perform all Administration permissions.

Administration > Set permission roles

PERMISSIONS

Set permissions per role to control what users can do.

	BASIC	MARKETING	MANAGER	ADMINISTRATOR
Allow to send messages	<input checked="" type="checkbox"/>	<input checked="" type="checkbox"/>	<input checked="" type="checkbox"/>	<input checked="" type="checkbox"/>
Allow to archive messages	<input type="checkbox"/>	<input type="checkbox"/>	<input checked="" type="checkbox"/>	<input checked="" type="checkbox"/>
Allow to add / edit people	<input checked="" type="checkbox"/>	<input checked="" type="checkbox"/>	<input checked="" type="checkbox"/>	<input checked="" type="checkbox"/>
Allow to delete people	<input type="checkbox"/>	<input type="checkbox"/>	<input checked="" type="checkbox"/>	<input checked="" type="checkbox"/>
Allow to add / edit groups	<input type="checkbox"/>	<input checked="" type="checkbox"/>	<input checked="" type="checkbox"/>	<input checked="" type="checkbox"/>
Allow to delete groups	<input type="checkbox"/>	<input type="checkbox"/>	<input checked="" type="checkbox"/>	<input checked="" type="checkbox"/>
Allow to add / edit campaigns	<input type="checkbox"/>	<input checked="" type="checkbox"/>	<input checked="" type="checkbox"/>	<input checked="" type="checkbox"/>
Allow to view campaigns	<input checked="" type="checkbox"/>	<input checked="" type="checkbox"/>	<input checked="" type="checkbox"/>	<input checked="" type="checkbox"/>
Allow to add people to campaigns	<input type="checkbox"/>	<input checked="" type="checkbox"/>	<input checked="" type="checkbox"/>	<input checked="" type="checkbox"/>
Allow administration	<input type="checkbox"/>	<input type="checkbox"/>	<input type="checkbox"/>	<input checked="" type="checkbox"/>
Allow access to reports	<input type="checkbox"/>	<input type="checkbox"/>	<input checked="" type="checkbox"/>	<input checked="" type="checkbox"/>

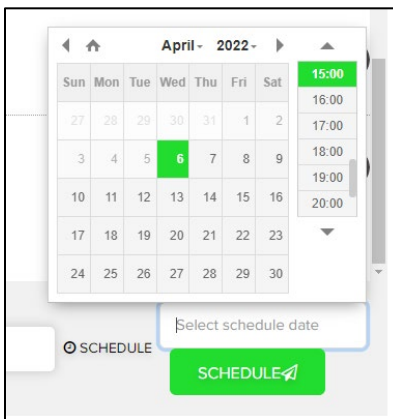
Save

5. New Feature – Support Can Change Company Code

- **Issue Summary:** After a company code is created, it is unable to be changed.
- **Resolution:** Customers can put in a support request to change the company code assigned to their account. Support can change this in the Support Admin Portal > User.
- **Impacts:** The company code must be updated for all users in the Support Admin Portal. After a company code is changed, the user must then use the revised company code to access TeamTexter.

6. Bug – Schedule Text Calendar Theme

- **Issue Summary:** The calendar used to schedule text messages was displaying as blue, not TeamTexter green.
- **Resolution:** TeamTexter green now implemented as the primary display for the calendar for scheduling a text message.
- **Impacts:** None.



7. Bug – Account Owner Missing Last Name in List

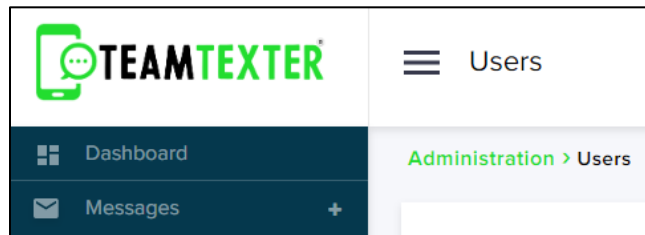
- **Issue Summary:** In the user list, the Account Owner's last name was not displaying.
- **Resolution:** The Account Owner's last name now displays in the user list.
- **Impacts:** None.





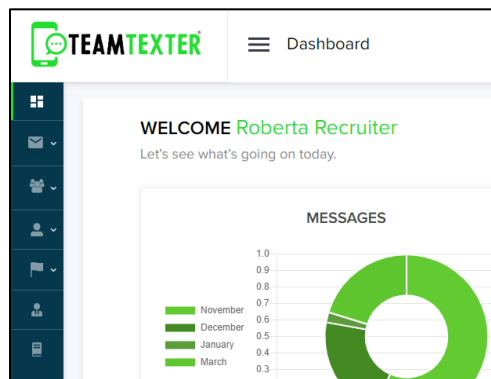
8. Bug – TeamTexter Logo

- **Issue Summary:** The wrong version of the TeamTexter logo was in use.
- **Resolution:** The TeamTexter logo was updated in all instances of the application.
- **Impacts:** None.



9. Bug – Left Navigation Sticky

- **Issue Summary:** When using the hamburger collapsed menu, the sub-menu items remained open.
- **Resolution:** The hamburger menu fully collapses when closed.
- **Impacts:** None.



10. New Feature – Duplicate Mobile Number Check

- **Issue Summary:** Users were able to add multiple people with the same mobile number to TeamTexter.
- **Resolution:** A duplicate mobile number check is performed when adding a new person to TeamTexter. If the mobile number already exists, the person is not able to be added.
- **Impacts:** Users may only add one person per mobile number.

Complete the form to add a person

The phone has already been taken.

NAME:

GROUP:

11. Bug – Account Owner Display as Owner

- **Issue Summary:** The Account Owner was not included as an option in the owner fields.
- **Resolution:** The Account Owner can be assigned as an owner on a person or a group.
- **Impacts:** All users now display as an option for the owner fields.

Complete the form to update a person

NAME:

GROUP:

MOBILE #:

TAGS:

OWNER(S):

OPTED IN:


LaToya Dally

Kristen Test

Roberta Recruiter

12. New Feature – Google reCAPTCHA on Login Page

- **Issue Summary:** Users were able to login without third party validation against spam and abuse.
- **Resolution:** Goggle reCAPTCHA has been implemented to protect TeamTexter against spam and abuse.
- **Impacts:** Users may be asked to answer a verification challenge upon login.



13. New Feature – Ability to Block A Person From Texting into TeamTexter

- **Summary:** People can text into TeamTexter without any way to block or hide messages.
- **Resolution:** A new feature has been added in the People Listing to allow a person to be blocked by turning on the Blocked toggle. When a person is blocked, the user is no longer able to send text messages to that person. When/if the person replies to a text,



the text content is hidden and blocked from view. The user has the ability to display the blocked text content by clicking on the blocked message. To unblock a person, the Blocked toggle must be turned off on the People Listing.

- **Impacts:** Users will not be able to text people who are blocked. Texting credits will continue to be used for each text sent and received by TeamTexter, regardless if they are blocked or not.

FILTER:

Search People

Q

ACTION:

Bulk Actions

▼

IMPORT

ADD PERSON

<input type="checkbox"/>	NAME	OPT IN	GROUP	MOBILE #	MESSAGES	TAG				BLOCKED
<input type="checkbox"/>	Michael Scott	Yes	2	+14252488907	1	it,hris,intern,... + add				<input type="checkbox"/>
<input type="checkbox"/>	Jim Halpert	Yes	3	+16032838161	8	interview + add				<input checked="" type="checkbox"/>
<input type="checkbox"/>	Dwight Schrute	No	2	+15128841185	1	+ add				<input type="checkbox"/>
<input type="checkbox"/>	Angela Martin	Yes	1	+16033139086	1	interview + add				<input type="checkbox"/>
<input type="checkbox"/>	Jan Levinson	Yes	2	+18609788958	1	+ add				<input type="checkbox"/>
<input type="checkbox"/>	LeTeva Dally	Invitation not sent	0	+18323845838	0	+ add				<input type="checkbox"/>

Wednesday 23rd Feb 2022

Test before block ☒

1st message blocked

Thursday 24th Feb 2022

2nd message blocked

test ☒

Wednesday 9th Mar 2022

3rd message blocked

testing outgoing ☒

Person blocked

14. Bug – People Listing Display for Invitation

- **Issue Summary:** After inviting a person to TeamTexter, the label in the People Listing opt in field was showing Invitation Not Sent.
- **Resolution:** The label in the People Listing now shows as No after sending the invitation to a person and before they opt in. The label is updated to Yes after opting in.
- **Impacts:** All users now display as an option for the owner fields.

FILTER: <input type="text" value="Search People"/>		ACTION: <button>Bulk Actions</button>	
<input type="checkbox"/>	NAME	OPT IN	GROUP
<input type="checkbox"/>	Michael Scott	Yes	2
<input type="checkbox"/>	Jim Halpert	Yes	3
<input type="checkbox"/>	Dwight Schrute	No	2
<input type="checkbox"/>	Angela Martin	Yes	1
<input type="checkbox"/>	Jan Levinson	Yes	2